



THE LED JOBSITE

A Modular Plug & Play System
That Will Save Time And Money
On Your Project



THE LED JOBSITE SYSTEM

**PURPOSE-BUILT TO SAVE CONTRACTORS TIME & MONEY
WHILE CREATING A SAFER, MORE EFFICIENT JOBSITE.**



LED JOBSITE LIGHT

Beacon360 Blaze



LED HIGHBAY LIGHT

Beacon120 Highbay



LED MODULAR STRINGLIGHT

Beacon360 Spark



**LED CART/CRANE/AREA
FLOODLIGHTS**

Beacon980



LED TASK/PORTABLE LIGHTS

**Beacon360 Torch
Beacon970**



**LED MOBILE
TOWER LIGHTS**

Beacon LED Tower

SAVINGS & BENEFITS

Lighting Layouts

- Lind Equipment provides free lighting layouts based on your project floorplans.
- Includes bill of materials and savings analysis.

Save with the LED Jobsite


- Save hundreds of thousands of dollars in electricity.
- Improve safety and security.
- Reuse from project to project.

Reduce Labor and Materials

- Fewer lights required to light the site.
- No bulbs, no maintenance.
- Reduced number of temporary lighting circuits.

Sustainable Construction

- Up to 90% less energy usage.
- Reduces waste from landfills by reusing products again and again.
- Potential for LEED credit.



WHERE INNOVATION

We work to ensure that our products do their job so you can concentrate on doing yours. LED Jobsite lights are built with high-quality components, ultra-efficient LEDs and innovative features that make your projects run smoother & safer.



Modular 14/3 SJTW
daisy-chain



Field serviceable



5-year service life



90V - 277V input range



Built-in surge
protection



Theft-resistant 3-pin
Quick Connect



Wet location rated
to meet OSHA
requirements



Drop tested to
surpass military grade
standards



Temperature rating
-40°F to +104°F
-40°C to +40°C

MEETS FUNCTIONALITY

LED Jobsite lights are interchangeable using the modular daisy-chain system. Swap between fixtures as the jobsite evolves.

Lights are delivered to site ready to install with a daisy-chain cord set that matches the recommended spacing. Eliminating the need for pre-fab, additional materials or extra extension cords.

Plug & play installation. No pre-wiring, hard-wiring or additional cords required.

20' & 50' standard cord lengths to match recommended spacing to meet OSHA standards.

Quick connect. Fixtures are installed on the daisy-chain cord set with a theft-resistant, watertight, 3-pin locking connector.

Triple-tap connector for branching out to multiple paths off a single circuit.

14/3 SJTW cord type to ensure durability and allow for longer circuit runs.

Field serviceable. If a cord becomes damaged it can quickly be replaced without requiring a new light fixture.

Customizable. Whether you prefer a single connector instead of the triple-tap, 277V twist-locks ends, or temporary on permanent connectors, we can customize your lights to suit your job.



Quick-Connect: 3-pin locking connector used to install lights on the daisy-chain.



Daisy-chain with Single Locking Connector (optional)

WHAT CAN LIND DO FOR YOU



At Lind Equipment, we have built our reputation on providing contractors with dependable temporary lighting. We are committed to partnering with our clients to ensure they have the optimal lighting solution for their projects.

FREE SERVICES INCLUDE:

Temporary Lighting Layouts. Our team of specialists are here to help. We will provide lighting layouts based on your project floorplans. LED Jobsite layouts factor in data such as OSHA standards, ceiling heights, square footage, ambient lighting, project location, etc.

Jobsite Shipping. Lights are delivered to the jobsite in reusable shipping container with retail packaging removed.

LED Jobsite Success Program. We will calculate and track the energy and environmental savings your project generates – in real time. Promote your good choices to stakeholders with supplied jobsite signage and a unique live-tracking webpage.

Cost Savings Calculators and Analysis.

Assist with LEED Credit. The LED Jobsite System can qualify for a LEED credit on your project. We will assist with all documentation and calculations.

Site Visits.

Guidelines to Specify LED in RFQs for subtrades.



We Plan.



We Deliver.



You Save.

LED JOBSITE LIGHT

Beacon360 Blaze

Features

- Reduce installation points at a ratio of 25:1 compared to stringlights.
- Easily relocate or interchange with other LED Jobsite lights throughout the site as the project progresses.
- Quickly transition onto a tripod or floor stand.
- Variety of mounting options.
- Weatherproof (IP65) & durable construction built to withstand harsh environments.
- Dimmable to half-power.
- Theft resistant.

Applications

- All-purpose jobsite area light
- Replace stringlights (250 ft worth!)
- Replaces 400W metal-halide
- Portable task lighting

Recommended guidelines to meet OSHA standards

- Installation height: 8-15 feet
- Spacing: 50 feet
- 2,500 ft² light coverage



Specifications

Part Number	LE360LED-25P25C
Description	Beacon360 Blaze
Lumens	14,300 @100% / 7,150 @ 50%
Watts	100 Watts
Modular Daisy-Chain	<ul style="list-style-type: none">• 50' 14/3 SJTW• Molded 5-15P plug & 5-15C triple-tap connector.• Detachable from light head with Quick-Connect.
Quick-Connect	Watertight 3-pin locking connector
Light Temperature	4,500K
Amp Draw (@120V)	0.83A
Voltage	90-277V
Linkage Rating (15A/120V)	14 units
Weight (light head)	4.5 lbs
LED Life Expectancy	50,000 hours
Construction	Cast aluminum housing with polycarbonate lens.
Approvals	cETLus
Weatherproof Rating	IP65 Wet location rated
Mounting options	Eyebolt (included), 4-8' Tripod (-TR) Floorstand (-FS), Magnet (-MAG) Clamp (-CLAMP)
Warranty	3-year no hassle warranty

LED HIGHBAY LIGHT

Beacon120 Highbay

Features

- Quick out-of-the-box plug & play installation. No rewiring required to accommodate different voltages.
- No additional extension cords required.
- State-of-the-art DirectDrive technology eliminates need for external driver.
- Connects to daisy-chain with modular Quick Connect.
- Compact & lightweight. Easy to uninstall, transport & store.

Applications

- Area lighting for high ceiling heights
- Replace 400W metal-halide lights

Recommended guidelines to meet OSHA standards

- Installation height: 15-25 feet
- Spacing: 50 feet
- 2,500 ft² light coverage



Specifications

Part Number	LE-HB120LED-25P25C
Description	Beacon120 Highbay
Lumens	15,250 lumens
Watts	120 Watts
Modular Daisy-Chain	<ul style="list-style-type: none">• 50' 14/3 SJTW• Molded 5-15P plug & 5-15C triple-tap connector.• Detachable from light head with Quick-Connect.
Quick-Connect	Watertight 3-pin locking connector
Light Temperature	4,500K
Amp Draw (@120V)	1A
Voltage	90-277V
Linkage Rating (15A/120V)	12 units
Weight (light head)	2.6 lbs
LED Life Expectancy	50,000 hours
Construction	High strength lightweight aluminum housing with polycarbonate lens.
Approvals	cETLus
Weatherproof Rating	IP65 Wet location rated
Mounting options	Rugged stainless steel carabiner
Warranty	3-year no hassle warranty

LED MODULAR STRINGLIGHT

Beacon360 Spark

Features

- Effortlessly branch off into individual rooms.
- Flexibility to install lights exactly where needed.
- 40% less energy usage compared to LED bulb-based stringlights.
- Easily relocated or interchanged with other LED Jobsite lights throughout the site as the project progresses.
- Theft-resistant.

Applications

- Replace all types of stringlights
- Corridors
- Small/medium rooms
- Stairwells

Recommended guidelines to meet OSHA standards

- Installation height: 8-15 feet
- Spacing: 20 feet
- 400 ft² light coverage



Specifications


Part Number	LE360LEDS-10P10C
Description	Beacon360 Spark
Lumens	2,400 lumens
Watts	20 Watts
Modular Daisy-Chain	<ul style="list-style-type: none">• 20' 14/3 SJTW• Molded 5-15P plug & 5-15C triple-tap connector.• Detachable from light head with Quick-Connect.
Quick-Connect	Watertight 3-pin locking connector
Light Temperature	4,500K
Amp Draw (@120V)	0.17A
Voltage	90-277V
Linkage Rating (15A/120V)	60 units (1,200 linear feet)
Weight (light head)	1.5 lbs
LED Life Expectancy	50,000 hours
Construction	High impact plastic & aluminum housing with polycarbonate lens.
Approvals	cETLus
Weatherproof Rating	IP64 Wet location rated
Mounting options	Integrated molded mounting eyelet
Warranty	3-year no hassle warranty

LED CART/CRANE/AREA FLOODLIGHT

Beacon980

Features

- Reinforced mounting yoke is adaptable to install on virtually any base.
- No expensive/breakable ballast.
- Cart model features built-in generator pad, winch-assisted 12-foot mast & foam filled rubber tires for completely safe and hassle-free operation.
- Available as retro-fit kit to upgrade existing light towers/carts.
- State-of-the-art DirectDrive technology eliminates the need for external driver.



Applications

- Outdoor site/pit lighting
- Light Carts
- Cranes
- Concrete pours
- Demolition
- Excavation & site work



Specifications

Part Number	LE980LED
Description	Beacon980 Wide Area Light
Lumens	30,000 lumens
Watts	200 Watts
Light Temperature	4,500K
Amp Draw (@120V)	1.67A
Voltage	90-277V
Weight (light head)	16 lbs
Cord	15' 18/3 SJTW with 5-15 plug
LED Life Expectancy	50,000 hours
Construction	High strength lightweight aluminum housing with polycarbonate lens.
Approvals	cETLus
Weatherproof Rating	IP65 Wet location rated
Mounting options	Rugged steel adjustable bracket.
LE980LED-TRW	Heavy-duty tripod with winch. Max 12 ft.
LE980LED-CART-W	All-steel winch-assisted wheeled cart. Max 12.5 ft.
LE980LED-CART-TD-W	As above with dual-light heads & individual switches.
Warranty	3-year no hassle warranty

LED TASK/PORTABLE LIGHTING

Beacon360 Torch & Beacon970

Features

- Designed with high-efficiency solid-state integrated LED technology.
- Extremely versatile for multiple applications
- Exceeds military grade drop test
- Battery operated Beacon360 Torch features AC or DC charging & 4 different light settings
- Beacon970 features a convenient carrying handle.



Applications

- General portable task lighting
- Replace 500W quartz-halogen floods
- Replace wobble lights
- Finishing stages
- Renovations



Specifications

Part Number	LE360LEDHC	LE970LED	LE970LED-TD
Description	Beacon360 Torch	Beacon970 Floodlight	Beacon970 Dual-Head Tripod
Lumens	1,100	6,000	12,000
Watts	15 Watts	40 Watts	80 Watts
Light Temperature	5,000K	4,500K	
Amp Draw (@120V)	0.12 A	0.33 A	0.67 A
Voltage	90-277V		
Weight (light head)	2.3 lbs	8 lbs	
Cord	n/a	15' 16/3 SJ00W cord with 5-15P plug	
LED Expectancy	50,000 hours		
Construction	Rubber handle, bumpers & aluminum heat sink	Cast aluminum housing with shatterproof polycarbonate lens	
Approvals	cETLus	cULus	
Weatherproof Rating	IP65		
Mounting options	Built-In Hook, Magnets or Flat Standing Base	4-8' Tripod, Floorstand, Magnet, Clamp	Heavy-duty tripod with dual-light heads & individual switches.

TOWER LIGHT

All-In-ONE Beacon LED Tower Light

The Beacon LED Tower Light is brighter than traditional bulb-based light towers, but uses **80% less energy**. Utilizing high-efficiency Beacon980 light heads, they can be powered by a small generator or plugged in to an external power source. The revolutionary design is **incredibly portable** and can move around your jobsite with ease.

Features

- Unparalleled high light output.
- Generator or Plug-In power options.
- Link multiple units on a single circuit.
- No-glare diffuser mode for roadside construction.
- Electric mode provides quiet operation with no fumes.
- Easily fits on the back of a pickup truck.
- Heavy-gauge all-steel construction.
- 4-Way forklift pockets for easy deployment.
- Fits through standard doorway.
- Fortified mast cables can support the weight of an SUV.
- Available as retro-fit kit to upgrade existing light towers.



TOWER LIGHT

All-In-ONE Beacon LED Tower Light



DIFFUSER MODE



GENERATOR MODE




ELECTRIC MODE



Specifications

Part Number	LE980LEDV-T4-AIO
Description	All-In-ONE Beacon LED Tower Light
Lumens	120,000
Watts	800
Light Temperature	4,500K
Amp Draw (@120V)	6.67
Voltage	90-277
LED Expectancy	50,000 hrs
Linkage Rating	2
Run Time	45 hrs average on 2kW generator with auxiliary fuel tank.
Max Height	17'
Wind resistance	45 mph
Weight	380 lbs
Portability	All-terrain caster tires, rigging eyelets & built-in forklift channels.
Transport	Fits in the back of standard pickup truck.
No-Glare Diffusers	Ripstop nylon, detachable.
Approvals	cETLus/IP65
Other models	Horizontal/Layflat Dual-light Heads Without Diffusers Retro-fit kit

CASE STUDY: Centre Block Rehabilitation



The Centre Block at Parliament Hill is an iconic national symbol of Canada and the home of Canada's Parliament. The Centre Block Rehabilitation will modernize the century-old building for future generations while preserving its heritage as the heart of Canadian democracy.

TWZ Group is the electrical contractor responsible for the temporary lighting on this complex restoration project. TWZ Group Inc is a consortium of three electrical contractors, Ziebarth Electric, Wired Synergy and Toban Electric.

Committed to environmental sustainability and ensuring the best value for Canadians possible, the project team adopted LED Jobsite lighting throughout the project.

When compared to traditional bulb-based temporary lighting, LED Jobsite lighting reduces energy consumption by 65%. The project team is reducing the electrical consumption even further by implementing strict timing protocols to ensure non-essential lighting is turned off overnight.

Over the service-life of the lights, the energy usage is projected to be reduced by over 5.5 million kilowatt hours, which is equal to powering more than 2,700 homes per year.

The CO₂ emissions will be reduced by more than 4,000 metric tons and is equivalent to removing 1,243 cars from the road.

PROJECT FACTS:

LOCATION:

Ottawa, Ontario, Canada

PROJECT SIZE:

543,580 sq ft. / 50,500 sq m.

TYPE OF PROJECT:

Restoration



LED Jobsite lights require significantly less circuits, less maintenance, and are easier to install, relocate and uninstall. During the start of the restoration, the project team appreciated being able to increase efficiency while reducing the project's carbon footprint.



ON THE JOBSITE: WASTE DIVERTED

An added environmental benefit is the significant amount of waste diverted from landfills because LED Jobsite lights are a reusable asset and the modular cords are field serviceable. Also, CFL bulbs contain mercury and are considered hazardous waste. When moving to LED lights harmful toxins are no longer an issue.



FLEXIBILITY AND VERSATILITY

Centre Block is one of the most important buildings in Canada and the protection of its many heritage components is a critical concern for the construction team.

With a project of such complexity and scale, using a modular daisy-chain verses traditional cumbersome stringlights provides a greater level of flexibility to light the project.

LED Jobsite lights have enabled the project to hang less temporary lights, use less installation points, less circuits and less energy, all while also illuminating more space.



ENVIRONMENTAL GAINS:

4,052

METRIC TONS CO₂ SAVED

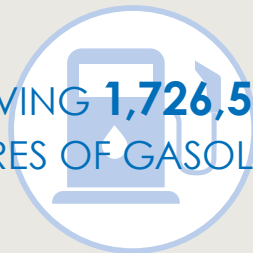
5,715,248

kWh SAVED

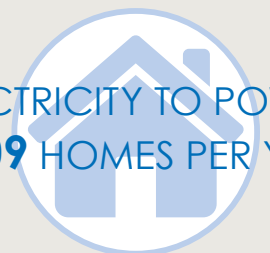
REMOVING **1,243** CARS
FROM THE ROAD PER YEAR



SAVING **1,726,506**
LITRES OF GASOLINE



ELECTRICITY TO POWER
2,709 HOMES PER YEAR



We Plan

- + LED Jobsite layouts
- + Cost-benefit analysis
- + Bill of materials
- + Site visits



We Deliver

- + Jobsite shipping
- + Quick turnaround
- + Customized features
- + Service/Repair
- + No-hassle warranty



You Save!

- + Assist with LEED credit
- + Costs savings calculators and analysis
- + CO₂ emissions reduction data
- + LED Jobsite Success Program



Email info@ledjobsite.com to be connected with your local LED Jobsite representative.



Canada

145 Renfrew Drive, Ste 150
Markham, ON L3R 9R6
P: 905.475.5086



United States

300 International Drive, Ste 100
Williamsville, NY 14221
P: 877.475.LIND (5463)

